

Economic Impact of Visitors to the City of Philadelphia in 2024

VISIT PHILADELPHIA

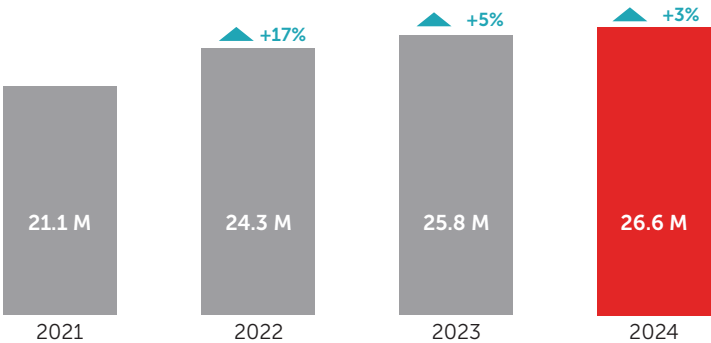


Source: Tourism Economics

26.6 M Visitors



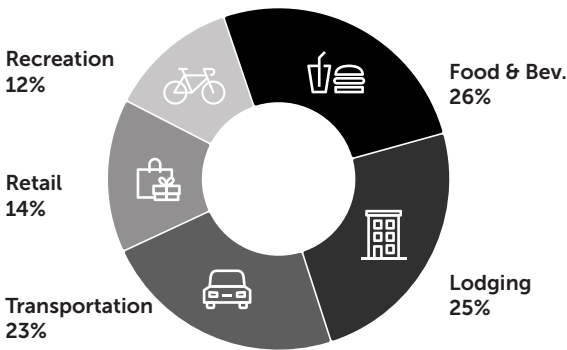
The City of Philadelphia had 26.6 million visitors in 2024. Overnight visitors to the city grew 4.0% year-over-year compared to 1.8% in the suburbs. Meanwhile, day visits to the city increased 2.0% year-over-year as day visits to the suburbs expanded 0.9%.



\$4.5 B in Visitor Spend




In the City of Philadelphia's visitor spending grew 3.2% to a record \$4.5 billion in 2024. Spending by visitors to the suburban counties also reached a new high-water mark of \$3.3 billion despite growing at a slower pace of 1.4%.



\$7.0 B in Economic Impact



Of the \$13.1 billion in total business sales generated by visitor activity in Greater Philadelphia, the city generated approximately \$7.0 billion (53% of the region) compared to \$6.1 billion in suburban counties.



\$417 M in City Tax Revenue

The City of Philadelphia generated \$417 million in city taxes compared to \$163 million by the suburban counties. Each household in the City would need to be taxed an additional \$620 to replace the visitor-generated local taxes. Visitor supported revenues accounted for 4.1% of estimated local tax collections for the City of Philadelphia General Fund, and 7.2% of estimated funding for the School District of Philadelphia over the 2024 calendar year.

